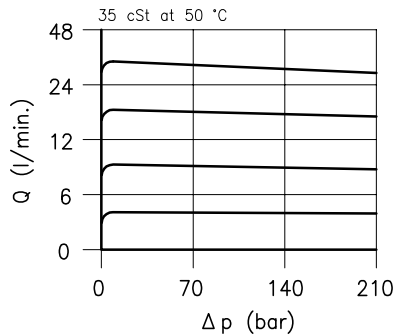
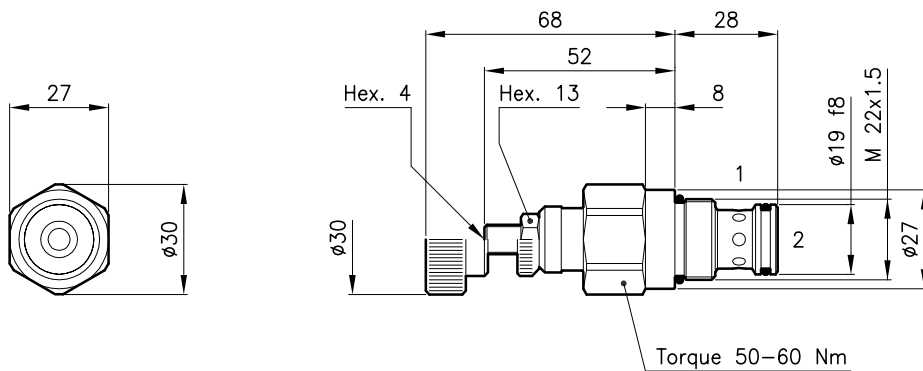


Technical features



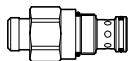
Cavity	(For dimensions see catalogue 17.000)	S 30/2
Flow setting range ± 10% (l/min.)	type U	3 – 6
	type D	6 – 11
	type T	13 – 25
	type Q	25 – 45
Max. pressure	(bar)	315
Flow viscosity range	(cSt)	2.8 – 380
Flow temperature range	(°C)	-20 +80
Mass (Standard adjustment type N)	(kg)	0.260
Hydraulic fluid; mineral oil HM and HV		ISO 6074
Recommended filtration; 19/15 ISO 4466 (25 μ absolutes)		
Standard seals in Polyurethane and Buna N		

Dimensions



Ordering informations

RDC 30 = Valve type



Flow setting range

- U** = 3 – 6 l/min
- D** = 6 – 11 l/min
- T** = 13 – 25 l/min
- Q** = 25 – 45 l/min

Adjustment type

- N** = Standard adjustment
- V** = Handknob adjustment

RDC 30/D-N

Codes:

RDC 30/U-N	33 011 119
RDC 30/D-N	33 011 120
RDC 30/T-N	33 011 121
RDC 30/Q-N	33 011 122
RDC 30/U-V	33 011 123
RDC 30/D-V	33 011 124
RDC 30/T-V	33 011 125
RDC 30/Q-V	33 011 126
External seals kit	90 620 103

RDC 30 valves can be assembled on standard bodies 30-LO series; for dimensions see catalogue 16.010