

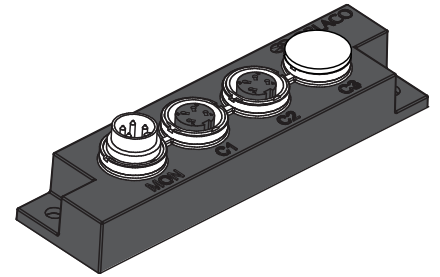
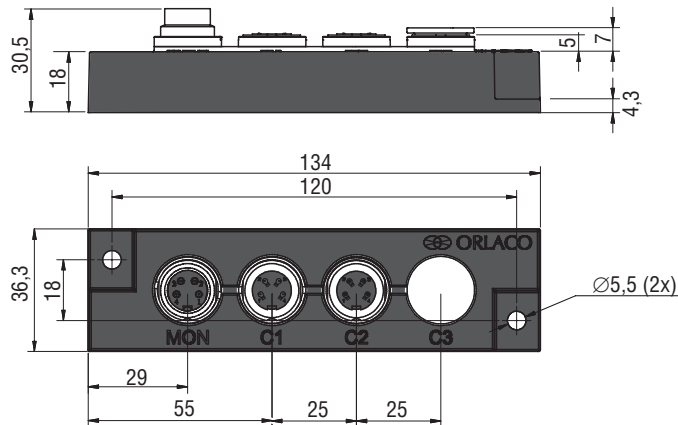
Vision is
our mission®

Switcher UNI
Article no. 0404040
2017 • DS0963211 EN A 01

Product Data



Dimensions



units in mm

TECHNICAL DATA

Switcher UNI

Article number
Description

Description
0404040

Inputs and power supply for at the maximum of 3 cameras and even in combination with a Y-split cable 4 cameras, output for monitor.

Camera input
Monitor output

3 inputs PAL/NTSC, 1V/pp.

PAL/NTSC, 1V/pp.

Power input

12V/DC \pm 1,5V from the monitor.

Housing

ABS, black.

Protection

IP54.

Weight

0,12kg.

Operating temperature

-40°C to +85°C.

Green Passport

All materials are compliant to Green Passport requirements according IMO resolution MEPC.197(62) as adopted on 15 July 2011 (Maritime sector: International Maritime Organization concerning the functions of the Marine Environment Protection Committee).

Electrical connection

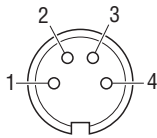
Front side sockets

1 = Coax core = Video signal

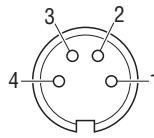
2 = Coax shielding = Video GND

3 = Red = 12V/DC

4 = Black = 0V



Front side
Female 4p socket

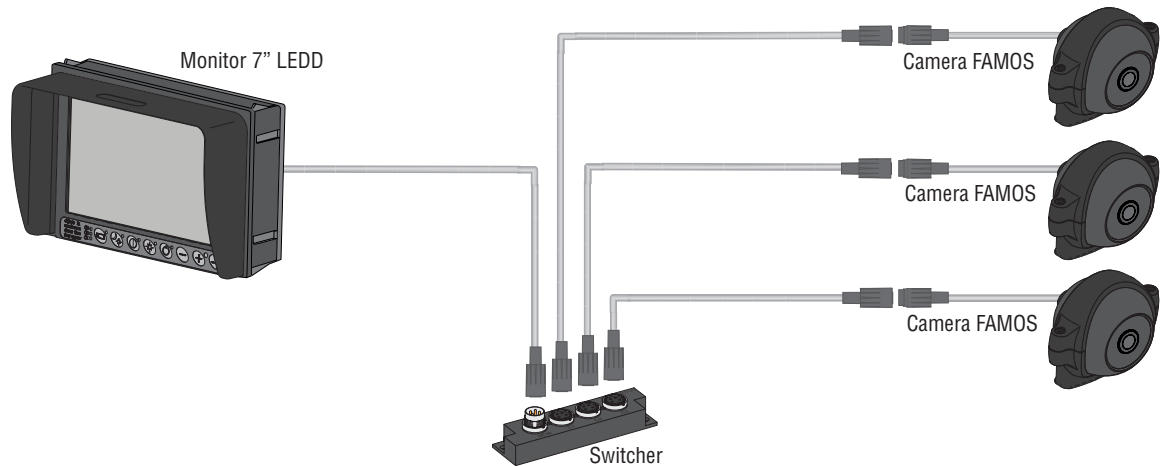


Front side
male 4p socket

Application

Example of application of a switcher in a typical system (with Monitor 7" LEDD)

Important: The maximal length between the switcher and the monitor is 20 m



All data subject to change without notice. All dimensions are for commercial purpose only.

The camera/display systems from Orlaco comply with the latest CE, ADR, EMC and mirror-directive regulations, where applicable.

All products are manufactured in accordance with the ISO 9001 quality management system, ISO/TS 16949 quality automotive, ISO 14001 environmental management systems and all Ex products with the IECEx scheme and ATEX directives, where applicable.

