

AIR DRYER MUFFLER

Series X/R



Description:

Atomuffler state-of-the-art Air Dryer Mufflers are designed specifically to deal with the demanding service problems associated with desiccant regenerative type air dryer. During the purge cycle, expelled air is laden with moisture and often heavily contaminated with desiccant dust. Desiccant particulate dust mixed with moisture presents a difficult challenge to effectively abate air exhaust noise and still provide adequate outflow.

This air dryer muffler is a combination of two units encapsulated into a single dual-stage housing. The primary stage is a dirt trap, that deals with the problem of particulate air contamination. Eroded desiccant fragments are scrubbed from the air stream and retained in the labyrinthine structure, allowing clean air to permeate freely to the secondary stage. The secondary stage serves as an acoustical trap, dealing ultimately with the task of canceling the objectionable noise.

Provided with a pressure sensitive valve that is triggered open if outflow is obstructed by an accumulation of particulate, thus diverting the outflow pressure directly into the atmosphere.

Constructed entirely of corrosion resistant material, air dryer mufflers are supplied with disposable disseminator elements. They are available with either male or female pipe thread connections (either NPT or BSP) for quick, easy connection to the exhaust port. On new installations or whenever air dryers are re-charged with new desiccant material, it is highly recommended that the system be initially purged of free desiccant fragments before installing the muffler. The unit should be mounted in a protective position, free from excess vibration. Use a wrench on the hex head to secure the unit to the exhaust port.

AIR DRYER MUFFLER


Series X/R

Sample for Type key: **X05-0325005**

Model Type



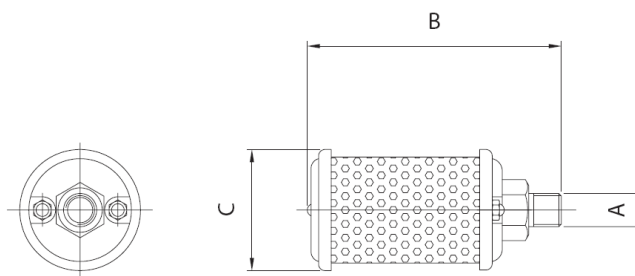
Item Number



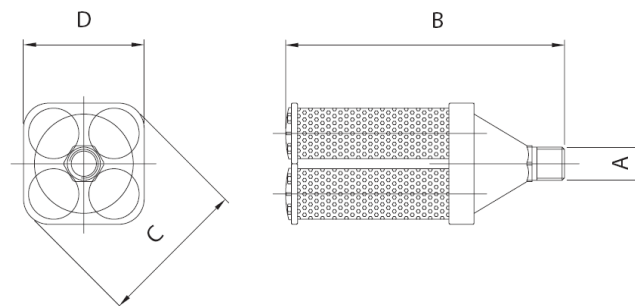
Conn. Size

Connection Thread Types										
Conn. Size	Male BSPT		Male NPT		Female NPS		Replacement Element	Dimensions		
	Type	Item Number	Type	Item Number	Typ	Item Number		B	C	D
1/8	X01	0325001	X01	0375001	R01	0475001	0941001	80	47	
1/4	X02	0325002	X02	0375002	R02	0475002	0941002	111	47	
3/8	X00	0325000	X00	0375000	R00	0475000	0941000	130	66	
1/2	X05	0325005	X05	0375005	R05	0475005	0941005	153	80	
3/4	X07	0325007	X07	0375007	R07	0475007	0941007	183	87	
1	X10	0325010	X10	0375010	R10	0475010	0941010	223	100	
1 1/4	X12	0325012	X12	0375012	R12	0475012	0941012	223	100	
1 1/2	X15	0325015	X15	0375015	R15	0475015	0941015	345	134	
2	X20	0325020	X20	0375020	R20	0475020	0941020	480	134	
3	X30	0325030	X30	0375030	-	-	0941030	582	210	175
4	X40	0325040	X40	0375040	-	-	0941040	598	238	199
6	X60	0325060	X60	0375060	-	-	0941060	786	334	278

Dimensions:



Type to 2"



Type at 3"

AIR DRYER MUFFLER

Series X/R

Technical Data:



max. working pressure	max. 10 bar
max. working temperature	160 °C
Noise reduction	80-92 %
Attenuation EPNdB	17-22 dBA

Material:

port cover	H.T. cast aluminium
lock nuts/ tie rods	steel-plated
resonator disc (Type 1/4" - 1/2")	CRS-plated
resonator disc (Type 3/8" - 6")	409 stainless steel
disseminator	409 stainless steel/CF/FWC
back cover	H.T. cast aluminium

Maintenance:

The only maintenance activity is the change of the filter element into the muffler. The interval isn't specified. The only indication for change the element is the apply of the pressure relief valve.

Mounting Instructions:

All units are provided with a hex head, making them easy to attach to exhaust ports. Units should be mounted in a protective position, free from excess vibration.