

3171 Ex d e

Explosionproof Vibration Switches

The type 3171 Ex vibration switch is a low-cost, vibration-sensitive switch for the protection of rotating and reciprocating machinery in hazardous areas.

It is adjustable to operate above the machine's normal running levels of vibration, activating machine shut-down circuits and/or alarms.

Once operated the internal micro switch remains latched until reset.

The type 3171 Ex vibration switch, with its low frequency response is ideal for detection of mass imbalance on most machines. It is inherently insensitive to high frequency components and those caused by external knocks, etc. The type 3171 Ex vibration switch is responsive to vibrations in all directions.

The type 3171 Ex vibration switch is reset by depressing a button on the bottom face (see diagram below).

Adjustment of the vibration trip level is made externally at the top of the unit by rotating a sealed control.

Compliance and Standards



Compliance:

ATEX Directive 94/9/EC, EMC Directive 2004/108/EC
RoHS Directive 2002/95/EC, REACH Directive 1907/2006/EC

Standards:

EN 60079-0:2013
EN 60079 parts 1, 7 and 31
GB 3836.1, 2 and 3-2010 and IEC 60079-31:2008
Safety - BS EN 60204-1:2006+A1:2009
EMC - BS EN55011 and BS EN61000-4
Salt mist - BS EN 60068-2-52:1996 test Kb severity 2

Ingress protection rating:

IP66/IP67 to BS EN 60529



Features

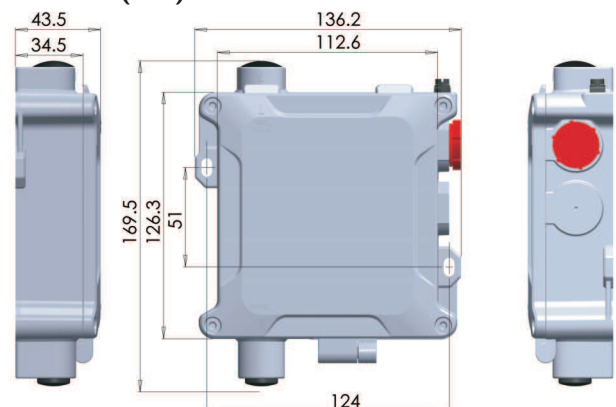
- Ease of installation on new or existing plant and machinery
- Robust for Industrial Environments
- Manual reset
- SPCO or DPCO
- Must be vertically mounted as in diagram below - sensitive in horizontal, lateral and vertical planes
- Electrical connections via M20x1.5mm cable entry (models can be adapted for two cable entries)
- Captive lid and fasteners
- Two year warranty (from date of invoice)
- Accessories available - visit www.ffeuk.com for further details
- Blanking plug accessory for corrosion protection when mounted into the field un-wired
- Maintenance free operation

Applications

The 3171 is ideal for use on rotating and reciprocating machinery (below 3000rpm) such as fans, centrifuges, compressors, pumps, turbines, motors and generators, vibrating conveyors, vertical and horizontal crushers and shakers.



Dimensions (mm)



3171 Ex d e

Specification

3171 Ex d e Electro-mechanical vibration switch with manual reset







ATEX Classification:	II 2G Ex d e IIC T6 Gb Tamb* II 2D Ex tb IIIC T85°C Db
NEPSI Classification:	Ex de IIC T6 Gb Ex tb IIIC T85°C
Drop and free fall:	BS EN60079-0 section 26.4
Performance:	Set level range 0.5 to 9g peak acceleration
Rated operating voltage:	AC 250 V 50/60 Hz
Utilisation category:	AC-15 3 A 250 Vac, DC-13 0.15 A 250 Vdc, DC-13 3 A 30 Vdc
Switch rating:	Ohmic/resistive load - AC 5 A 250 V, DC 5 A 30 V Inductive/motor load - AC 3 A 250 V, DC 3 A 30 V
Enclosure material:	Die-cast zinc alloy Mazak III
Enclosure finish:	Iron passivation with goose grey polyester powder coat
Temperature range:	-50 to +80°C
Weight:	1.5kg typical
Connections:	Internal terminal block via M20x1.5mm threaded cable entry
Mounting:	Mount vertically with SET LEVEL at top using fixings size M5 and anti-vibration washers or similar
Contact Arrangements:	SPCO or DPCO
Alternative switch contacts:	Gold-plated contacts for low energy switching and/or monitoring. DC or Peak AC Ratings: Voltage: 5 V to 30 V, Current: 4 mA to 400 mA Max VA = 0.12 (Current × Voltage)

Options

Second cable entry:	The unit can be supplied with a second M20x1.5mm threaded cable entry
Pre-sets:	Where the rotating machine has a dominant frequency at 25Hz, MCC can provide a pre-set switch between 1g & 9g

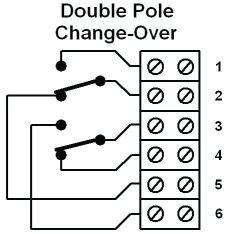
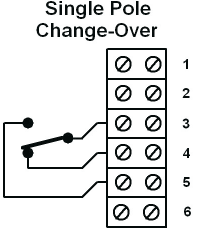
* Refer to Installation and Operating Manual

Order Code (For example: 8001-030)

8				- 0			
Type:		Contacts	Poles:		Reset:		Pre-Set:
0 - Weatherproof		0 - Silver	0 - Single Pole		0 - Manual Reset		0 - Factory Set
1 - Explosionproof		1 - Gold	1 - Double		1 - DC Solenoid Reset (24-28V)		1 - Preset*
					2 - 115VAC Solenoid Reset		2 - Second Cable Entry (Factory Set)*
					3 - 240VAC Solenoid Reset		3 - Second Cable Entry (Preset)*
							* See Options above

Electrical Arrangements

Double-Throw (Change-Over):



Switches are shown in their normal system operating position after a manual reset has been performed