

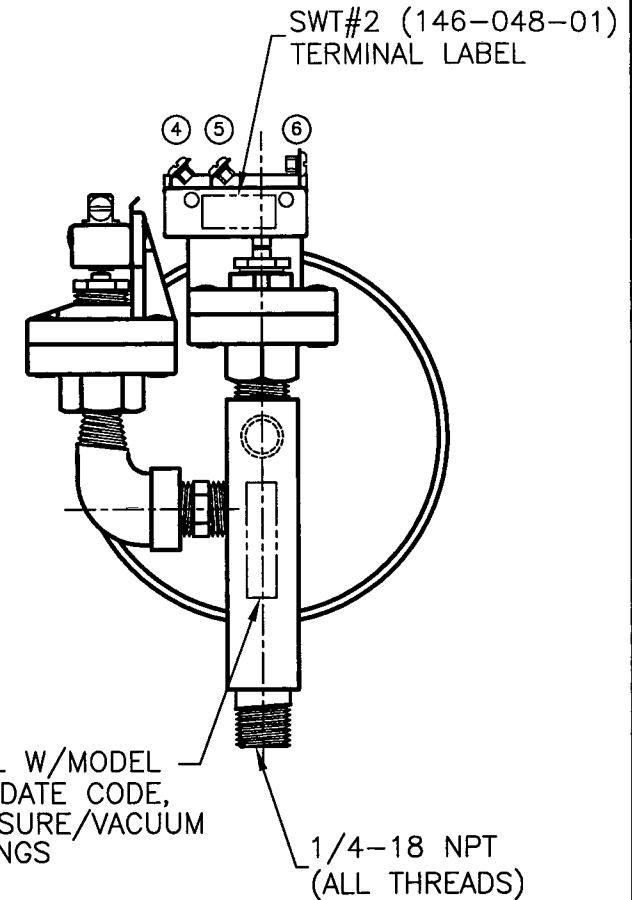
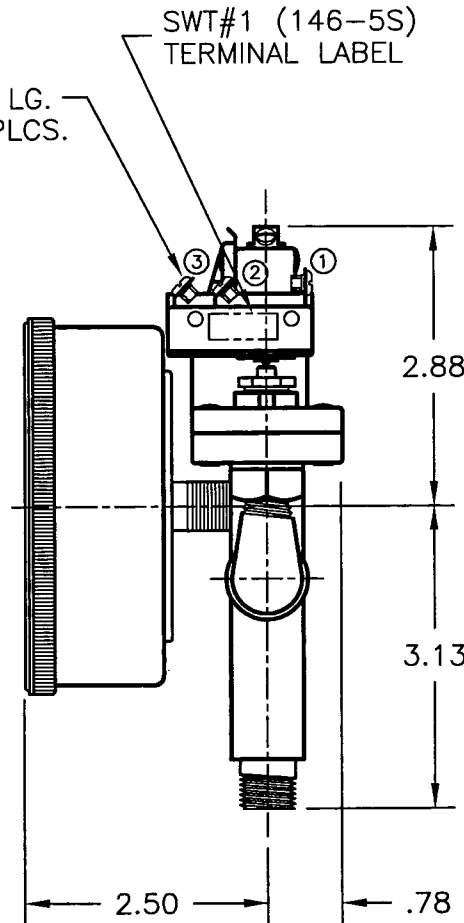
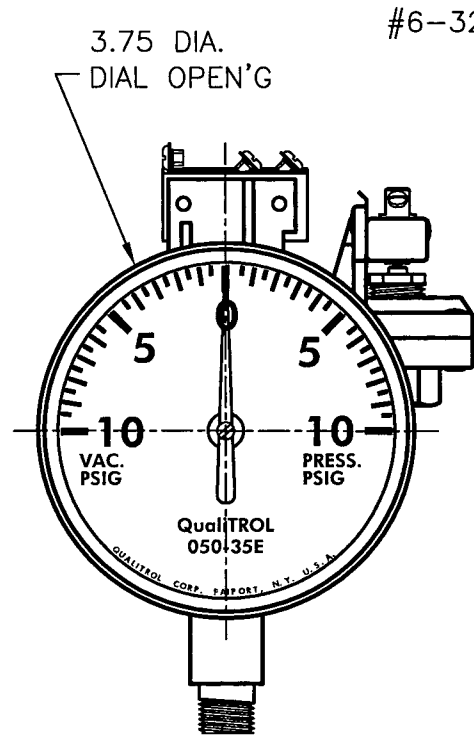
NOTICE
 THIS DRAWING IS THE PROPERTY OF QUALITROL CORPORATION AND IS LOANED ONLY ON THE CONDITION THAT IT WILL BE USED TO FACILITATE THE PURPOSE FOR WHICH INTENDED AND NOT BE REPRODUCED, COPIED OR OTHERWISE DISPOSED OF, AND IS NOT TO BE USED IN WHOLE OR PART FOR FURNISHING INFORMATION RELATIVE TO THE MAKING OF DRAWINGS, PARTS APPARATUS OR PARTS THEREOF, EXCEPT BY WRITTEN ORDER FROM QUALITROL CORPORATION.

MODEL NO.

141-002-01

PRESSURE RANGE:

SW. #1 = .25 TO 1.0 P.S.I.G
 SW. #2 = 2.0 TO 15.0 P.S.I.G



SWITCH SETTINGS:

SW. #1 - AT 2 PSI, CONTACTS 1 & 2 ARE CLOSED. ON FALLING PRESSURE, CONTACT 1 & 3 CLOSE AT .25 P.S.I.
 SW. #2 - AT 2 PSI, CONTACTS 6 & 4 ARE CLOSED. ON RISING PRESSURE, CONTACTS 6 & 5 CLOSE AT 8.5 P.S.I.

NOTES:

APPLY "LOCTITE STAINLESS STEEL PST THREAD SEALANT" TO ALL THREADED CONNECTIONS.

-	10-21-02	ADDED SWITCH ASSEMBLY P/N'S REFERENCE	23297
-	8-24-98	ADDED SW#1 & SW#2 TERMINAL LABELS, MODEL NO DATE CODE & PRESSURE VACUUM SETTING LABEL. REDRAWN ON CAD, WAS B-SIZE	19495
LET	DATE	ALTERATION	C.N.

QUALITROL
 CORPORATION
 DIMENSIONS AND TOLERANCES IN ACCORDANCE WITH ASME Y14.5M-1994

PH. (716) 586-1515
 FAX (716) 377-0220
 1385 FAIRPORT ROAD
 FAIRPORT, NY 14450
 FORM 0-473 REV.C 7/1/97

TITLE:
 PV GAGE & SWT ASSEMBLY
 MODEL NO.
 141-002-01